


# Heavy-Duty Front Sway Bar Link

Dodge Ram 2500 | 2003-2013

Part #: 122323

Rev. 123015



491 W. Garfield Ave., Coldwater, MI 49036 • Phone: 517-279-2135

Web/live chat: [www.bds-suspension.com](http://www.bds-suspension.com) • E-mail: [tech-bds@sporttruckusainc.com](mailto:tech-bds@sporttruckusainc.com)


## SAFETY WARNING

BDS Suspension Co. recommends this system be installed by a professional technician. In addition to these instructions, professional knowledge of disassembly/ reassembly procedures and post installation checks must be known.

## INSTALLATION INSTRUCTIONS

1. Disconnect the sway bar links from axle and sway bar, they will not be reused. (Fig 1)


**FIGURE 1**



122323 - Sway Bar Links Box Kit		
Part #	Qty	Description
911116	2	Sway Bar Links (6")
02129	2	Sway Bar U-Bracket
SB35BK	2	EB1 - 3/4" ID - Wide Bushing
SB58BK	2	EB1 - 5/8" ID - Narrow Bushing
91	2	.75 x 0.095 x 2.288 Sleeve
136	2	1.25 x .219 x .70 Spacer Sleeve
45313	2	.625 x .109 x 1.375 Sleeve
817	1	Bolt Pack - Sway Bar Links
	2	5/8"-11 Nylock nut - clear zinc
	2	5/8" SAE Washer - clear zinc
	2	3/8"-16 x 2-1/4" bolt - grade 8 - yellow zinc
	4	3/8" SAE Washer - yellow zinc
	2	3/8"-16 prevailing torque nut - yellow zinc
	2	14mm-2.00 x 100mm bolt - clear zinc
	4	9/16" USS Washer - clear zinc
	2	14mm-2.00 Prevailing torque nut - clear zinc

2. Install bushings and sleeves into sway bar links. The wide bushing will go in the lower end with the larger ID sleeve. Early model year trucks may require the sway bar mounting hole on the axle to be enlarged to clear the 14mm hardware. (Fig 2)

**FIGURE 2**



3. Install the clevis bracket to the sway bar with the 5/8" hardware.
4. Install the sway bar links with 3/8" hardware at the sway bar clevis mount (Fig 3) and 14mm hardware in the lower mount with the spacer sleeve, see Figure 2.

**FIGURE 3**



5. Tighten 3/8" hardware to 35 ft-lbs, 14mm hardware to 50 ft-lbs.

---

**TIME TO HAVE SOME FUN**

**Thank you for choosing BDS Suspension.**

For questions, technical support and warranty issues relating to this BDS Suspension product, please contact your distributor/installer before contacting BDS Suspension directly.